

★ VAGU-VARMIT ★

by Harmony Borneleit

MIND MAPPING

ATTRIBUTES LIST

CHEDDER
WHITE
ORANG
HOLEY
DAIRY
BLOCK
MOLDY
SWISS
BAIT
SMELLY
MOUSE
CHEESE

SNAKE
QUICK
KILL
HIDDEN
CAT
FINGER
STRANGLE
BREAK
SNAP
DEATH
DANGEROUS

GRAVE
COLD
BREATH
STILL
HEART
TRAPPED
CORPSE
ROTTING
STINK
LIFE
GONE
POISON
DEATH

mouse trap

STRANGLE
DEAD
CHOKE
SLOW DEATH
EXFIXCIATE
CUTOFF
DECAPITATED
STRUGGLE
HAMMER
NECK
SNAP

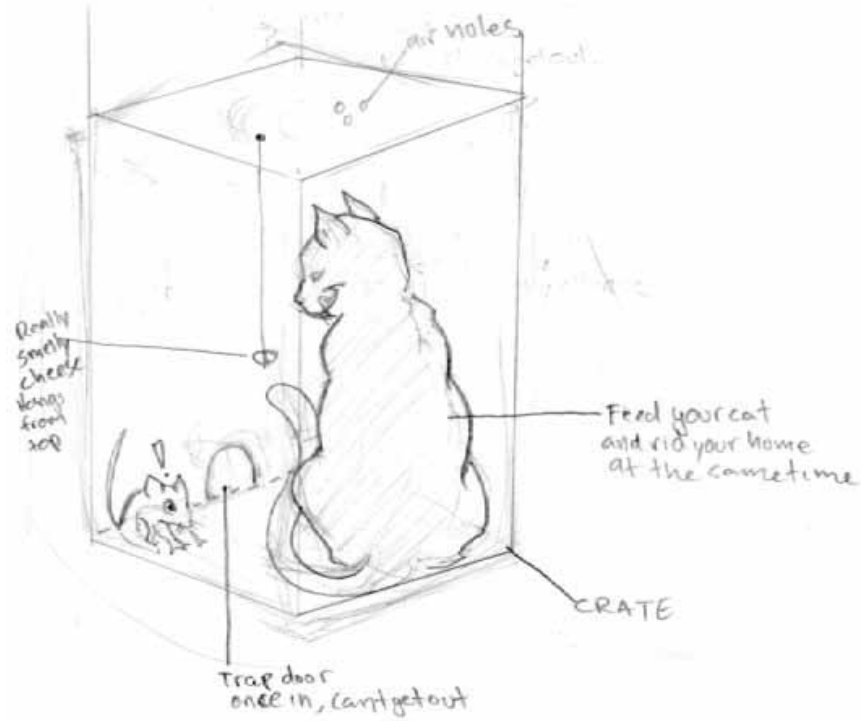
TRAP
CATCH
TRICK
WOODEN
HIDDEN
SPRING
CONTAINED
STUCK
HOLDING BAR
BOX
TRIGGER

SPRING
LOADED
SPRING
QUICK
TRAP
COIL
MECHANICLE
TRIGGER
SNAP
HAMMER
CLAW
SLAM

NAİL
METAL
WOOD
BAR
BENT
SNAP
CHOKE
KILL
COME
DOWN
MECHANISM
NGER
COIL
SNAP
SPRING
LOADED
TRIGGER
METAL
SCREW
WOUND
TIGHT
TRAP
PUSH
HOLD FAST
RELEASE
STRAIGHT
BAR
WOOD
RECTANGLE
SMALL
CONNECT
CHEESE
BAIT

BLOCK - HIDDEN - SMELLY - MECHANICAL - HOLDING BAR - NECK
TRAP - BOX - SNAP - HOLE - QUICK - TRAPPED
TRIGGER - CUTOFF - BAIT - STRANGLE - STILL - HAMMER
CAT - TRAPPED - COIL - STUCK - SNAP - BAIT
HEART - CLAW - CONTAINED - STRUGGLE - HOLE - BREAK
WOODEN - DECAPITATE - BAIT - BREAK - GRAVE - TRIGGER

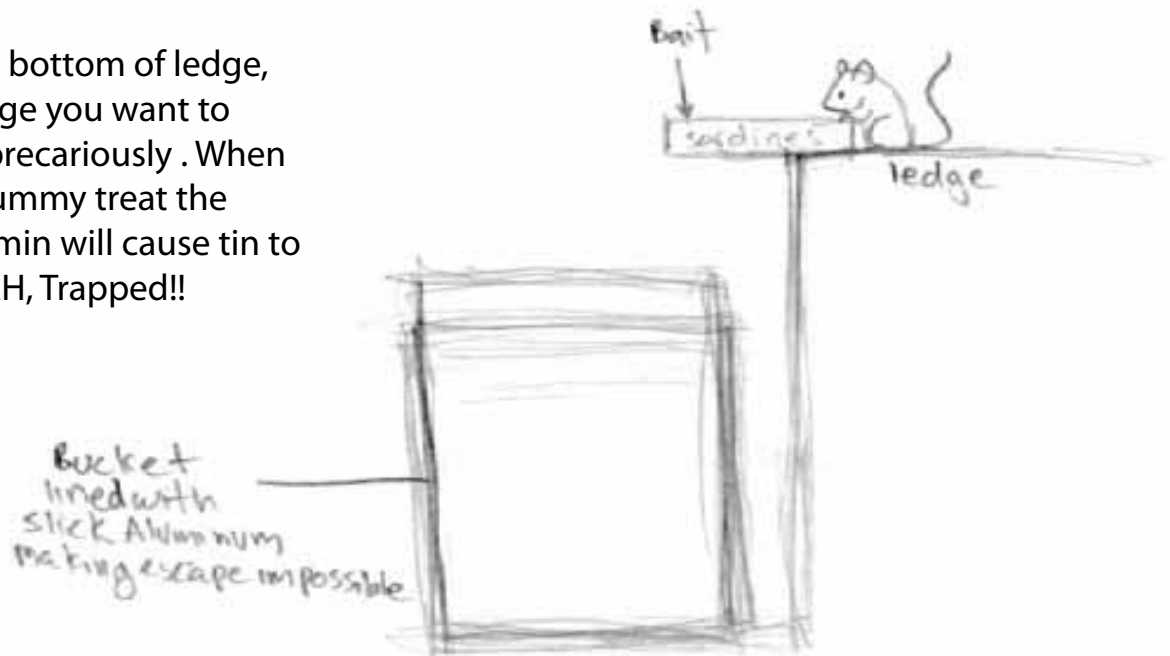
1. Feed your cat and rid your home of pests all at the same time!
this is basically a big crate, there will be a small hole with a trap door at the bottom. The mouse will enter thru this hole drawn by the smell of the cheese hanging from the top of crate. Once in the trap door closed and is impossible to open from the inside. Eagerly waiting inside the box is your pet cat hungry and ready for a mose size snack!



2. A do it yourselfer.

All you need for this trap is an old bucket, a sardine tin, a bit of cheese or peanut butter (we find peanut butter works best) and a ledge of some sort ,maby a chair or edge of counter.

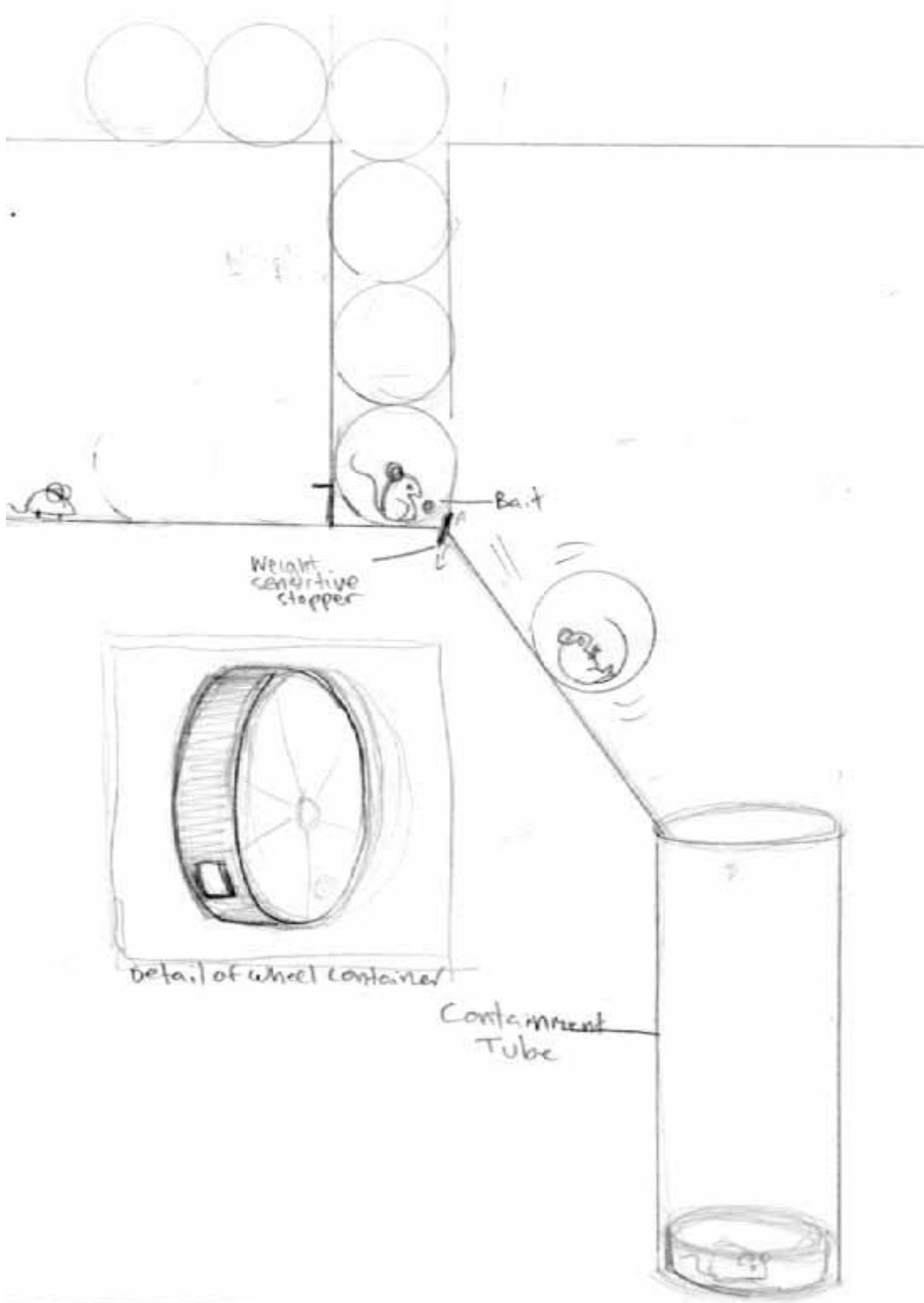
Simply place bucket at bottom of ledge, at the very edge of ledge you want to balance bait filled tin precariously . When mouse enters tin for yummy treat the weight of the little vermin will cause tin to fall into bucket! TA-DAH, Trapped!!



3. Collect and release.

You will have to install in a highly infested area.

It works kind of like a gum ball machine. At the top there is several disk like plastic traps. Each trap is equipped with a tiny opening on the side and a piece of sustainable bait inside. When a disk is released onto the flat part of track any nearby mouse will be attracted to bait inside. Once mouse is in a pressure sensitive stopper falls down and the weight of mouse inside causes in to roll down a ramp that goes down into a cylinder. Once one disk has left the platform another drops down from above and the process begins again, when cylinder is full you may take it to an open space far away and release your captives



4. A new use for the household vacuum!

This device will install directly to the wall where the mouse inhabits.

Attach tube of vacuum to the mount, inside the tube you will place bait on button, when bait is removed it triggers the button to release, which switches vacuum on, using a powerful suction it carries mouse to containment unit. You can then take container to far away place to release the critters, also excellent for the snake owners out there.

